



screen

Screen Innovations®

9715-B Burnet Rd. Ste 400
Austin TX, 78758
screeninnovations.com

For sales inquiries please contact:
sales@screeninnovations.com
512-832-6939

For press related inquiries contact:
Nicol Public Relations
lucette@nicollpr.com



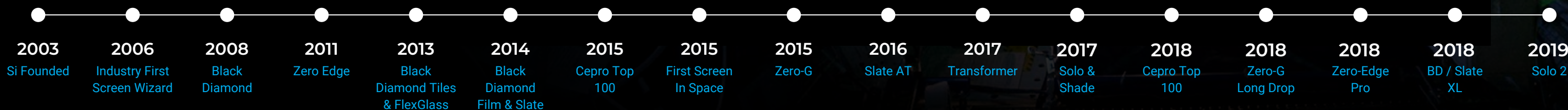
- 
- 01. **simple**
 - 02. **innovative**
 - 03. **fun**



the sky is not the limit

We have always been, and always will be about experiences—by creating unique products to separate you from the noise, simplifying your life, and together building a non-traditional family in an industry that has been stagnant for years.

Our passion for experiences, however, does not end with the absolute best, most unique, and innovative screens in the galaxy, but by also partnering our dealers with a forward thinking company that actually cares. We are not just in the business of revolutionary product development, we're in the business of revolutionary partner development.



moto



Zero-G®



Solo® Pro



Solo®

fixed



Transformer



Zero Edge® Pro



Zero Edge®

classic



5 Motorized



3 Motorized



1 Motorized



7 Fixed



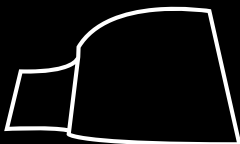
5 Fixed



3 Fixed



1 Fixed



FlexGlass

zero-g®

Flush or External
Up to 15.8' of Drop

Tab Tensioning



optional cord colors

- motor**
- Somfy® Gen 1 Quiet Motor
 - Butyl Vibration Isolation

size

Min: 80" (2032mm)
Max: 160" (4064 mm)

Available in 1" increments. All sizes are measured diagonally. Some materials may be limited in size. All dimensions are listed as seamless.












installation | adjustment

- Material roll pre-installed from the factory
- Removable upper motor lift tube with single pin release
- PCB is slide removable from the case
- Flush doors are pre-programmed from the factory
- Automatic upper limit by optical sensor

case specifications

- Flush or external configuration
- Black or white color options for external case
- Top side recessed electrical control cable access
- Optional separated shipping for case and material roll/motor assembly
- Maximum Drop: 15.8' (4816 mm)
- Maximum drop is dependent upon the diagonal size of the screen

materials

 Slate 1.2	 Slate .8
 Slate AT 1.2	 Slate AT .8
 Pure White 1.3	 Pure Gray .85
 Pure White AT 1.3	 Pure Gray AT .85
 Unity AT 1.0	 Unity 1.0
 360 Rear-Pro	

“levitating”

512.832.6939 | sales@screeninnovations.com



solo[®] pro 2



lithium, low-voltage, AC

512.832.6939 | sales@screeninnovations.com



color

White	Warm White
Clear Anodized	Taupe
Dark Gray	Char Brown
Black	Slate Blue
Blue	Teal
Orange	Ferrari Red

accessories

- Wall & Ceiling Bracket (included)
- Décora Flying Bracket
- Décora Ceiling Bracket
- Zero Gap Wall Bracket

aspect ratios

16:9 | 16:10

Passed third party fire performance evaluation in accordance with underwriters laboratories (UL) 2043-13, fire test for heat and visible smoke release for discrete products and their accessories installed in air-handling spaces

motor & control options

lithium	low voltage	ac
• RTS	• RTS	• RTS
	• RS485	• RS485

materials

Slate 1.2	Slate .8	Pure Gray .85	Pure White 1.3	Short Throw	Unity 1.0
Slate AT 1.2	Slate AT .8	Pure Gray AT .85	Pure White AT 1.3	360 Rear-Pro	Unity AT 1.0

		Max Drop*			Motor			Orientation	
		12"	24"	36"	Lithium RTS	Low Voltage RTS RS485	AC RTS RS485	Reverse	Standard
Max Diagonal	80"- 100"	S	S	NA	S	S	NA	S	S
	101"- 106"	S	M	NA	S M	S M	M	S M	S M
	107"- 120"	M	M	L	M	M L	M L	M	M L
	121"- 160"	L	L	L	NA	L	L	NA	L
S	Small	M	Medium	L	Large	NA	Not Available		
2.813" (71mm)		3.687" (94mm)		4.75" (121mm)				Not Available	
2.875" (73mm)		3.5" (90mm)		4.625" (117mm)					

*Max 2" drop for Short Throw screen material

solo[®] 2



lithium, low-voltage, AC

512.832.6939 | sales@screeninnovations.com



color


Clear anodized cassette with dark grey end caps



materials



Pure White 1.3



Pure Gray .85

accessories

- Wall & Ceiling Bracket (included)
- Décora Flying Bracket
- Décora Ceiling Bracket
- Zero Gap Wall Bracket

aspect ratios

16:9 | 16:10

Passed third party fire performance evaluation in accordance with underwriters laboratories (UL) 2043-13, fire test for heat and visible smoke release for discrete products and their accessories installed in air-handling spaces

motor & control options

Lithium

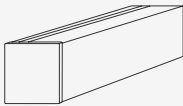
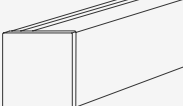
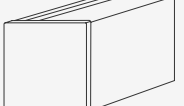

- RTS

Low Voltage


- RTS
- RS485

AC

- RTS
- RS485

		Max Drop			Motor			Orientation	
		12"	24"	36"	Lithium RTS	Low Voltage RTS RS485	AC RTS RS485	Reverse	Standard
Max Diagonal	80" - 100"	S	S	NA	S	S	NA	S	S
	101" - 106"	S	M	NA	S M	S M	M	S M	S M
	107" - 120"	M	M	L	M	M L	M L	M	M L
	121" - 160"	L	L	L	NA	L	L	NA	L
S	Small	M	Medium	L	Large	NA	Not Available		
2.813" (71mm)	 2.875" (73mm)	3.687" (94mm)	 3.5" (90mm)	4.75" (121mm)	 4.625" (117mm)	 Not Available			

transformer®



transforming your experience

512.832.6939 | sales@screeninnovations.com



frame

- 6-inch aluminum extrusion with handwrapped velvet
- Backlight IP / IR Backlight Option

motor

Somfy® Sonesse RS485 Quiet Motor

size

Max: 255" (6477mm) in 2.40:1

Available in 1" increments. All sizes are measured diagonally. Some materials may be limited in size. All dimensions are listed as seamless.

installation | adjustment

Two-piece installation not including screen material.

aspect ratios

Constant height / Variable width

materials



Slate 1.2




Slate .8




Slate AT 1.2



Slate AT .8



Pure White 1.3



Pure Gray .85



Pure White AT 1.3



Pure Gray AT .85



Unity 1.0



Unity AT 1.0

zero edge® pro

Zero Edge Frame Style
w/ 12 Designer Color Options

Optional LED Backlighting



Advanced
Materials

Magnetic Logo

the power to choose

512.832.6939 | sales@screeninnovations.com



frame

- Small: Aluminum extrusion with .5" (13mm) "Zero Edge" style bezel
- Medium: Aluminum extrusion with 1.5" (38 mm) "Zero Edge" style bezel with .5" (13mm) velvet inlay
- Large: Aluminum extrusion with 2" (51 mm) "Zero Edge" style bezel with .5" (13mm) velvet inlay
- Built in LED channel for optional backlighting

aspect ratios

16:9 | 16:10 | 2.35:1 | 2.40:1

size

Max: 200" (5080mm) in 16:9

Max: 275" (6985mm) in 2.35:1

Available in 1" increments. All sizes are measured diagonally. Some materials may be limited in size. All dimensions are listed as seamless.


accessories

- Backlight IP
- IR Backlight
- Flown Kit


installation | adjustment

- Pre-assembled shipment: Ships fully assembled up to 133" (3378mm)
- Unassembled shipment: Ships unassembled requiring some assembly

colors



materials



zero edge®

Zero Edge Frame Style

Optional LED Backlighting




Magnetic Logo

hand built

All of our screens are built by hand in Austin, Texas and Zero Edge is no exception. We strive for the absolute best quality and craftsmanship in every screen that we make.

LED backlight

Our optional LED Lighting accessory adds ambience behind the screen to fully complement the room's design and décor and to reduce eye strain for content with rapid transitions from dark to bright.



frame

- Aluminum extrusion with 1/2" (13mm) "Zero Edge" style bezel
- Built in LED channel for optional backlighting.

aspect ratios

16:9 | 16:10 | 2.35:1

installation | adjustment

- Pre-assembled shipment: Ships fully assembled up to 133" (3378mm)
- Unassembled shipment: Ships unassembled requiring some assembly


accessories

- IR Backlight: Manually operated with IR remote.
- Flown Kit: Suspends the frame from aircraft grade aluminum cables.


size

Max: 205" (5207mm) in 16:9
Max: 205" (5207mm) in 2.35:1
Standard sizes only

materials



Pure White 1.3



Pure Gray .85

zero edge style

512.832.6939 | sales@screeninnovations.com



5 motorized



the workhorse of motorized

512.832.6939 | sales@screeninnovations.com



color

White | Black

aspect ratios

16:9 | 16:10 | 2.35:1 | 2.40:1 | 4:3

low voltage

motor

- RTS | Somfy® Sonesse Ultra 50 DC RTS
- RS485 | Somfy® Sonesse Ultra 50 DC RS485

max size

160" (4064mm) in 16:9 & 16:10

ac

motor

- RTS | Somfy® Sonesse Ultra 50 RTS
- RS485 | Somfy® Sonesse Ultra 50 RS485
- 120v | Somfy® ILT 50 motor
- 220v | Somfy® ILT 50 motor

max size

226" (5740mm) in 16:10 | 220" (5588mm) in 16:9

slate xl max size

226" (5740mm) in 16:10 | 220" (5588mm) in 16:9

Available in 1" increments. All sizes are measured diagonally. Some materials may be limited in size. All dimensions are listed as seamless.

installation | adjustment

Drop is adjustable in the field.

Case can be shipped and installed separately.

case specifications

- Flush or external configuration
- Black or white color options for external case
- Top side recessed electrical control cable access
- Up to 48" of black-drop
- Ships with wall switch, IR remote, and low voltage trigger standard (ILT motor only)
- Low Voltage RTS comes with RTS remote
- Connect is required for RTS (purchased separately). Control options: 12v trigger, IR and Dry Contact
- LinkPro, a professional WIFI to RTS gateway, is available – US only. (purchased separately).
- Si.Fi is required for RS485

materials



Slate 1.2




Slate .8



Slate XL 1.4



Slate AT 1.2



Slate AT .8



Pure White 1.3



Pure Gray .85




Pure White AT 1.3



Pure Gray AT .85



Maestro



Unity 1.0



Unity AT 1.0



360 Rear-Pro

Passed third party fire performance evaluation in accordance with underwriters laboratories (UL) 2043-13, fire test for heat and visible smoke release for discrete products and their accessories installed in air-handling spaces

3 motorized



value oriented motorized screen

512.832.6939 | sales@screeninnovations.com



aspect ratios
16:9 | 16:10

color
White

- case specifications
- Flush or external configuration
 - White case color only
 - Top side recessed electrical control cable access
 - Standard 24" of black-drop
 - Ships with wall switch, IR remote, and low voltage trigger standard

motor
Somfy® Sonesse RS485 Quiet Motor

size
Max: 200" (5080mm) in 16:9
Max: 185" (4699mm) in 16:10

Available in 1" increments. Standard sizes only. All sizes are measured diagonally. All dimensions are listed as seamless.

installation | adjustment
Drop is adjustable in the field.

materials

Solar White 1.3

Solar Gray .85

Passed third party fire performance evaluation in accordance with underwriters laboratories (UL) 2043-13, fire test for heat and visible smoke release for discrete products and their accessories installed in air-handling spaces

1 motorized



motorized for the masses

512.832.6939 | sales@screeninnovations.com



ready to order

Our 1 Series Motorized screens are available out of the box in standard sizes to make the product not only value oriented but also give it the capability to be quickly produced and fulfilled.

motorized for the masses

1 Series Motorized projector screens offer the most popular options in ready to order, out of the box configurations making it our best value oriented product.



color

White

aspect ratios

16:9

case specifications

- External configuration only
- White case color option only
- Up to 24-inches of black-drop standard
- Ships with wall switch, IR remote, and low voltage trigger standard

size


Max: 133" (3378mm) in 16:9
Standard sizes only

Available in 1" increments. All sizes are measured diagonally. Some materials may be limited in size. All dimensions are listed as seamless.

installation | adjustment

Drop is adjustable in the field.

materials



Gamma

7 fixed



the original. still the best.

512.832.6939 | sales@screeninnovations.com



classic fixed frame style

All of our screens are completely hand-built and 7 Series Fixed is no exception. We wrap our 3.5" fixed frames with a fine velvet material which ensures that the frame is as unobtrusive as possible during your viewing experience.

900% better contrast

900% – published by S&V magazine, introduced in 2008, Black Diamond® is our award-winning, proprietary ambient light rejecting screen material which preserves the contrast ratio from the projector and enables a much more accurate image representation than a matte white or gray screen can achieve.



size

Max: 120" (3048mm) in 16:9

Max: 110" (2794mm) in 16:10

Max: 150" (3810mm) in 2.35:1

Available in 1" increments. All sizes are measured diagonally. Some materials may be limited in size. All dimensions are listed as seamless.

aspect ratios

16:9 | 16:10 | 2.35:1

frame

- 3.5" aluminum extrusion hand wrapped in velvet
- Available in curved configuration

installation | adjustment

Ships unassembled – some assembly is required.

materials



Black Diamond
1.4



Black Diamond
.8

5 fixed



the reference for fixed frames

512.832.6939 | sales@screeninnovations.com



classic style

Our 5 Series Fixed frames, which start life as a 3.5" aluminum extrusion, are built entirely by hand, including the hand wrapped fine velvet material.

curve

With our curved frame option, you can have an even greater sense of immersion when watching 2.35:1 movies. The slight curvature of the screen gives the impression of the image wrapping around you, involving you in the action to an even greater degree.

size

Max: 248" (6299mm) in 16:9

Max: 310" (7874mm) in 2.35:1

aspect ratios

16:9 | 16:10 | 2.35:1

installation | adjustment

Ships unassembled – some assembly is required.

frame

- 3.5" aluminum extrusion hand wrapped in velvet
- Available in curved configuration

materials



Slate 1.2



Slate .8




Slate AT 1.2



Slate AT .8



Pure White 1.3



Pure Gray .85



Pure White AT 1.3



Pure Gray AT .85




Maestro



Unity AT 1.0



Unity 1.0



360 Rear-Pro

3 fixed



value oriented fixed frame

512.832.6939 | sales@screeninnovations.com



quality and value

One of the most difficult things to do as a manufacturer is to provide high-quality product at affordable prices. 3 Series Fixed meets both of those objectives and gives the “every day man” access to the big screen experience.

ez-snap™ tensioning

Our patented EZ-Snap tensioning system makes installation a breeze and ensures the flattest and tightest material mount on the market today. This system optimizes projector focus, producing sharper images as well as permanently eliminating any concerns about traditional “screen sag.”



size

Max: 205” (5207mm) in 16:9
Max: 260” (6604mm) in 2.35:1

aspect ratios

16:9 | 16:10 | 2.35:1

installation | adjustment

Ships unassembled – some assembly is required.

materials



Solar White 1.3





Solar Gray .85

frame

- 3.5” aluminum extrusion hand wrapped in velvet
- Available in curved configuration

1 fixed

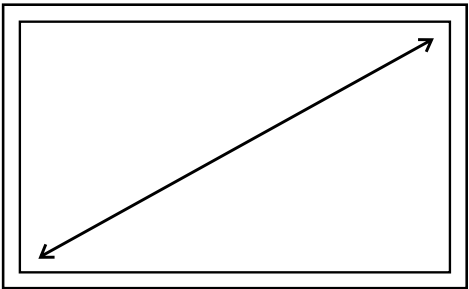


HDTV ratio

1 Series Fixed is available in the most popular aspect ratio, 16:9, which is the same as most flat-panel televisions. That means that you can have up to a 133-inch TV and get the big screen experience for less than you think.

big screen and small price

We couldn't skimp on the quality when it came to engineering our value oriented 1 Series Fixed. We had to have both quality and affordability in one package, and to accomplish this, we designed a system that could be both built quickly, but also with the same high-quality standards we design into every product we make.



133" in 16:9

size

Max: 133" (3378mm) in 16:9
Standard sizes only


aspect ratios

16:9

installation | adjustment

Ships unassembled – some assembly is required.

materials



Gamma

frame





















• 3.5" aluminum extrusion hand wrapped in velvet

get the sensation

512.832.6939 | sales@screeninnovations.com



accessories

				
solo remote	connect	magnetic charging cable	linkpro	si.fi
				
ir-receiver and remote	décora ceiling brackets	décora ceiling brackets	décora flying brackets	zero gap wall brackets
				
rf-receiver and remote	solo - go stand	stands	ir backlight kit	ir backlight remote
				
zero edge flying kit	backlight ip	decoflex wirefree - 1 channel	decoflex wirefree - 2 channels	wired wall-switch

control

“Alexa, turn on movie time.”

For the ultimate freedom, any of our RTS products can be integrated into the Amazon Echo ecosystem allowing voice commands to control your screen.

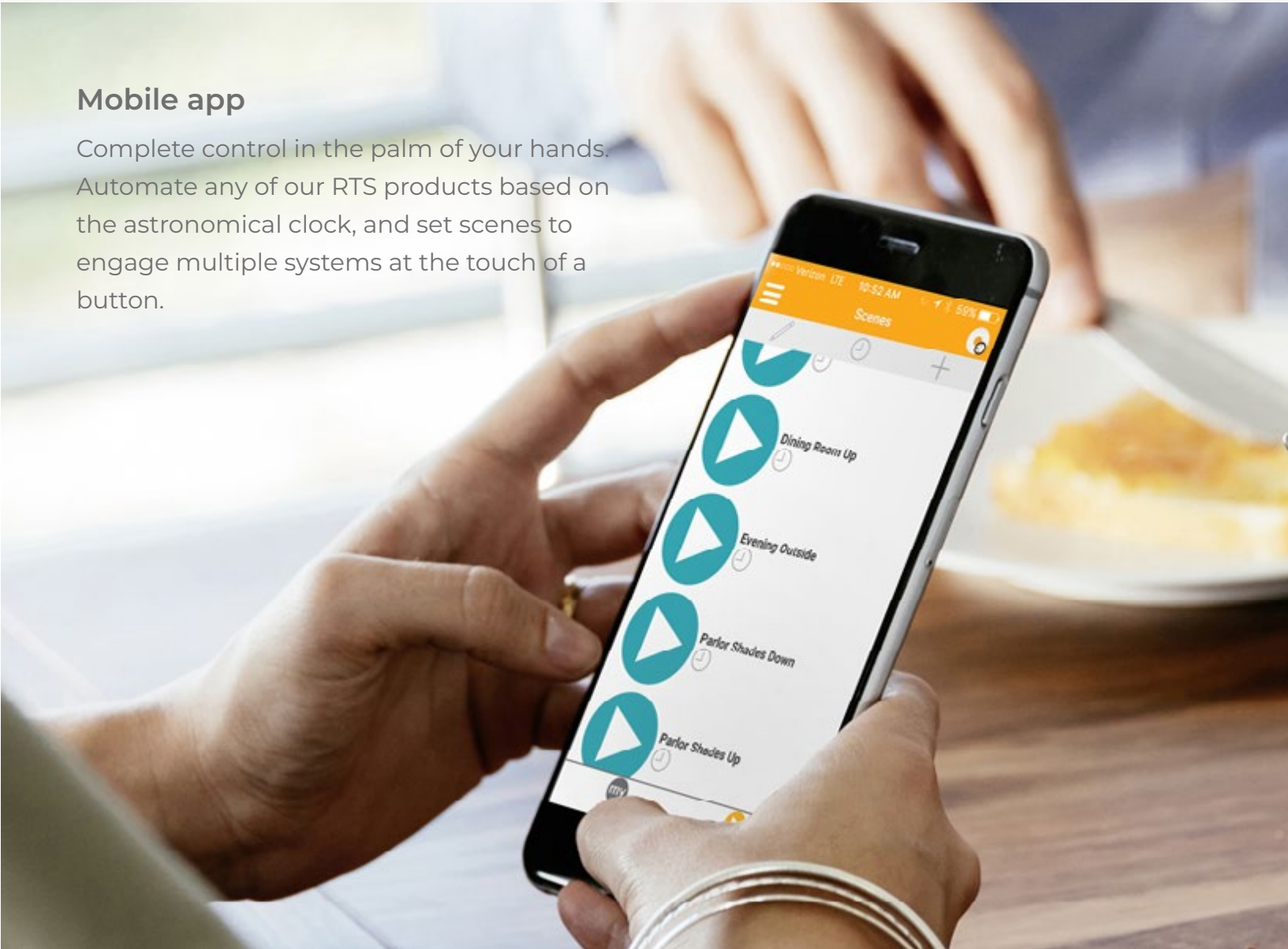
Amazon, Alexa and all related logos are trademarks of Amazon.com, Inc. or its affiliates.



Control4 CRESTRON ELAN SAVANT

Mobile app

Complete control in the palm of your hands. Automate any of our RTS products based on the astronomical clock, and set scenes to engage multiple systems at the touch of a button.





ALR

BD
Black
Diamond



Max Width
Max Height
Gain

1,800" (45720mm)
74" (1880mm)
1.2 / 1.4 / .8

SL
Slate



Max Width
Max Height
Gain

3,600" (91440mm)
184" (4674mm)
1.4 / 1.2 / .8

ST
Short
Throw



Max Width
Max Height
Gain

113" (2870mm)
59" (1499mm)
.6

BF
Black
Diamond Film



Max Width
Max Height
Gain

1,176" (29870mm)
60" (1524mm)
1.4 / .8


FG
FlexGlass



Max Width
Max Height
Gain

1,212" (30785mm)
103" (2616mm)
.6


TS
360



Max Width
Max Height
Gain

3,600" (91440mm)
101" (2565mm)
.85


SW
Solar
White / Gray



Max Width
Max Height
Gain

2,952" (74981mm)
184" (4674mm)
1.3 / .85


PW
Pure
White / Gray



Max Width
Max Height
Gain

3,600" (91440mm)
102" (2591mm)
1.3 / .85

UT
Unity



Max Width
Max Height
Gain

3,600" (91440mm)
102" (2591mm)
1.0

standard



material	projection type	screen color	min height	max size (in)	max size (mm)	gain	half gain	air*	minimum throw	edge blend	rigidity	texture	flame resistant	acoustically transparent
Black Diamond .8	front	Black	—	1800 w x 59 h	45720 w x 1499 h	.8	29°	90%	1.5 x image width	●	flexible, semi rigid, rigid	micro	●	●
Short Throw .6	front	Black	—	113 w x 59 h	2870 w x 1499 h	.6	85°	90%	0.1 x image width	●	rigid	fine	●	●
Black Diamond 1.4	front	Dark Gray	—	1800 w x 59 h	45720 w x 1499 h	1.4	36°	85%	1.5 x image width	●	flexible, semi rigid, rigid	micro	●	●
Black Diamond XL	front	Dark Gray	—	1800 w x 74 h	45720 w x 1880 h	1.2	35°	80%	1.5 x image width	●	flexible, semi rigid	micro	●	●
Slate .8	front	Black	—	3600 w x 102 h	91440 w x 2591 h	.8	30°	70%	1.5 x image width	●	flexible	micro	●	●
Slate AT .8	front	Black	—	3600 w x 102 h	91440 w x 2591 h	.8	30°	70%	1.5 x image width	●	flexible	micro	●	●
BD Rear-Pro Film .8	rear	Black	—	1176 w x 60 h	29870 w x 1524 h	.8	37°	45%	1.2 x image width	●	flexible, semi rigid, rigid	micro	●	●
Slate 1.2	front	Gunmetal	—	3600 w x 122 h	91440 w x 3091 h	1.2	35°	65%	1.5 x image width	●	flexible	micro	●	●
Slate AT 1.2	front	Gunmetal	—	3600 w x 102 h	91440 w x 2591 h	1.2	35°	65%	1.5 x image width	●	flexible	micro	●	●
Slate XL	front	Gunmetal	121	2952 w x 184 h	74981 w x 4674 h	1.4	37°	60%	1.5 x image width	●	flexible	fine	●	●
FlexGlass Rear-Pro .6	rear	Gray	—	1212 w x 103 h	30785 w x 2616 h	.6	75°	60%	0.2 x image width	●	Semi Rigid	fine	●	●
BD Rear-Pro Film 1.4	rear	Dark Gray	—	1176 w x 60 h	29870 w x 1524 h	1.4	41°	35%	1.2 x image width	●	flexible, semi rigid, rigid	micro	●	●
360 Rear-Pro	rear	White	—	3600 w x 101 h	91440 w x 2565 h	.85	80°	15%	0.2 x image width	●	flexible	fine	●	●
Pure Gray .85	front	Gray	—	3600 w x 102 h	91440 w x 2565 h	.85	80°	15%	0.2 x image width	●	flexible	micro	●	●
Pure Gray AT .85	front	Gray	—	3600 w x 102 h	91440 w x 2565 h	.85	80°	15%	0.5 x image width	●	flexible	micro	●	●
Pure White AT 1.3	front	White	—	3600 w x 102 h	91440 w x 2565 h	1.3	75°	10%	0.5 x image width	●	flexible	micro	●	●
Solar Gray .85	front	Gray	103	2952 w x 184 h	74981 w x 4674 h	.85	80°	15%	0.2 x image width	●	flexible	fine	●	●
Maestro AT 1.1	front	White	—	1080 w x 122 h	27432 w x 3099 h	1.1	75°	10%	0.8 x image width	●	flexible	high	●	●
Pure White 1.3	front	White	—	3600 w x 102 h	91440 w x 2591 h	1.3	75°	10%	0.2 x image width	●	flexible	micro	●	●
Solar White 1.3	front	White	103	2952 w x 184 h	74981 w x 4674 h	1.3	75°	10%	0.2 x image width	●	flexible	fine	●	●
Unity	front	White	—	3600 w x 102 h	91440 w x 2591 h	1.0	80°	10%	0.2 x image width	●	flexible	micro	●	●
Unity AT	front	White	—	3600 w x 102 h	91440 w x 2591 h	1.0	80°	10%	0.5 x image width	●	flexible	micro	●	●

*air = ambient light rejection



seating distance

Not sure how big of a screen you need based on your seating distance? With our seating distance calculator you can instantly get the correct screen sizes using the visual acuity scale established by the ITU (International Telecommunications Union) based on UHD/4k resolution.



projector wizard

Will your projector fit the available space? What about your screen? To find out, use the Projector Wizard which includes specifications for every single projector ever made. Literally.



screen wizard

After you've determined which projector and/or screen is appropriate for your space, you can then use our screen wizard tool to determine which screen material is best for your space. Simply enter your ambient light value you obtained by using the free Whitegoods app, your screen size and projector lumens and our calculator will recommend exactly which material will work for your environment.



screen calculator

Once you know the material that is recommended for your space, our Screen Calculator will take that information and generate a PDF drawing of your screen in mere seconds, not weeks. You can then email the quote or print the PDF of your drawing directly from the calculator.

