



## ElectricCinema 235

### In-ceiling Screen with Side Masking

Designed to work with projectors that use anamorphic lens technology.

SIZES 84" - 150"

With the ElectricCinema 235 you can have the best of both worlds: 2.35:1 Cinemascope for DVDs, and, by using the motorised side masking system, reshape the screen to 16:9 HDTV for widescreen TV broadcasts.

Supplied as an integrated in-ceiling solution, with a painted underside and ceiling edge trims for a single trade install.

### Market Segments:



Corporate  
Events



Government



Worship



Hotels &  
Entertainment



Theatre

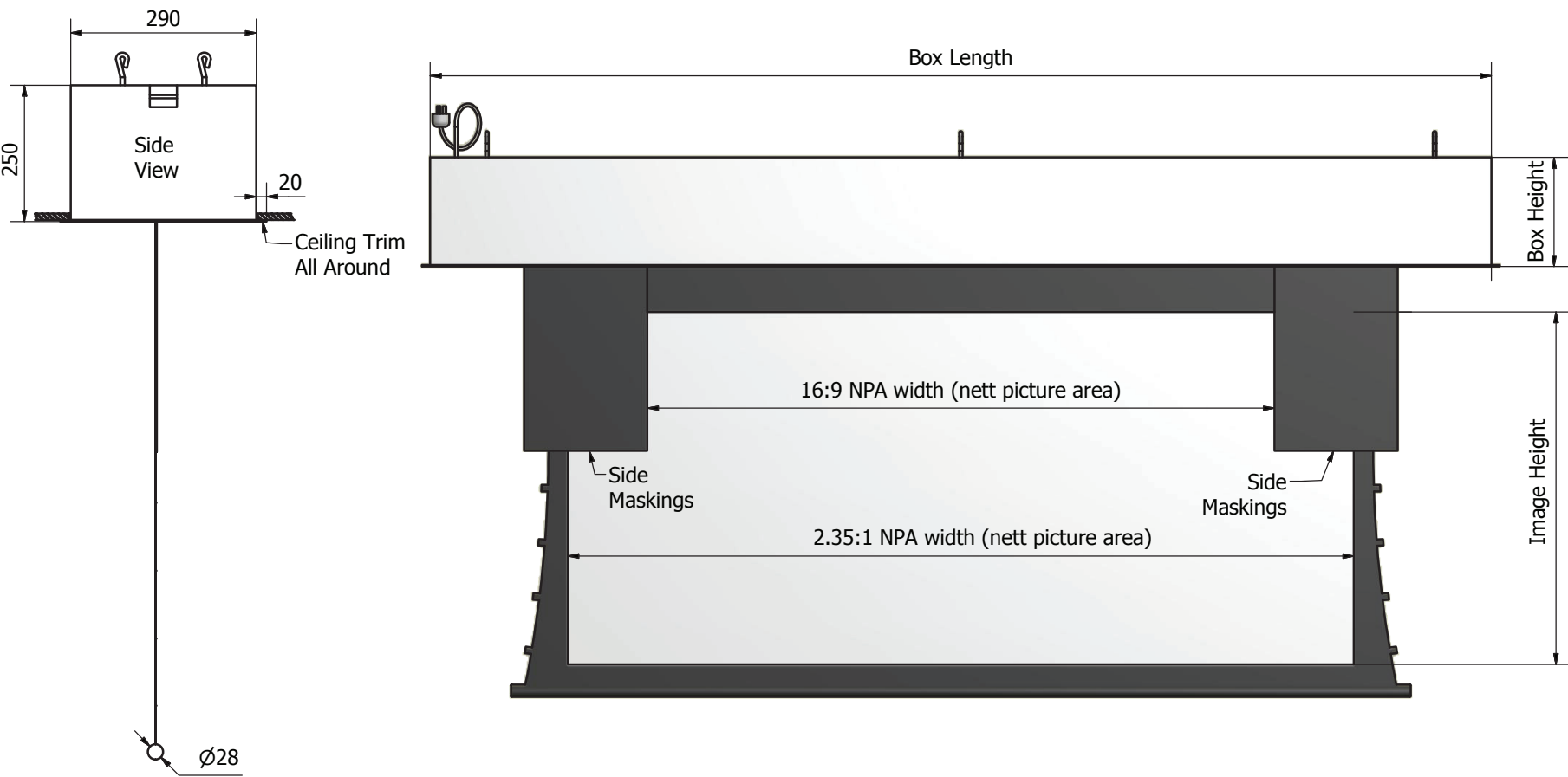


Education

### Benefits include:

- Original movie aspect ratio 2.35:1
- Integrated side masking for 16:9
- One-piece in-ceiling design
- Flush sitting masking, with no shadow-line
- Industry leading CONNECT control system
- Allows IR control or contact close for integration with control systems
- Links with other CONNECT devices, such as projector lifts or roller blind systems
- Side tensioned surface for the best possible layflat





Manufacturing tolerance +/- 5mm on in ceiling box and slat rod  
All dimensions are in (mm)  
If installed in ceiling always allow for removal for servicing.

The Concept, Design and Details in this drawing are the property of Screen Technics with whom the copyright resides. They may not be reproduced without written permission of Screen Technics.

Date	Part Number	Rev
16/07/19	56xxxxx	02

## Product Features

### DESCRIPTION:

In-ceiling screen system with side masking for dual format Cinemascope to HDTV formats

### SURFACE:

Side tensioned Unity White Black Backed PVC - Gain 1.0

### HEAD BOX:

MDF constructions with fully painted white underside & ceiling edge covers for easy install

### BORDERS:

50mm Sides & Bottom with 500mm adjustable top black leader

### ROLLER DIAMETER:

80mm Heavy Duty

### SIZES:

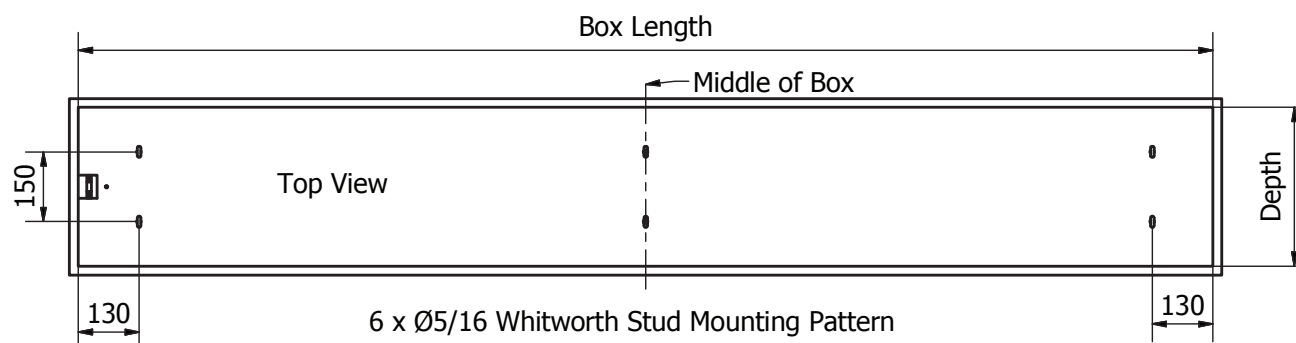
84" to 150" Diagonally, Custom Sizes & Formats available upon request

### TOP LEADER:

For sizes 100" and under the maximum total top black leader available is 500mm, for screen sizes over 100" The maximum top black leader available is 600mm

### OPTIONS:

Extra Top Masking, Underside Paint Colours

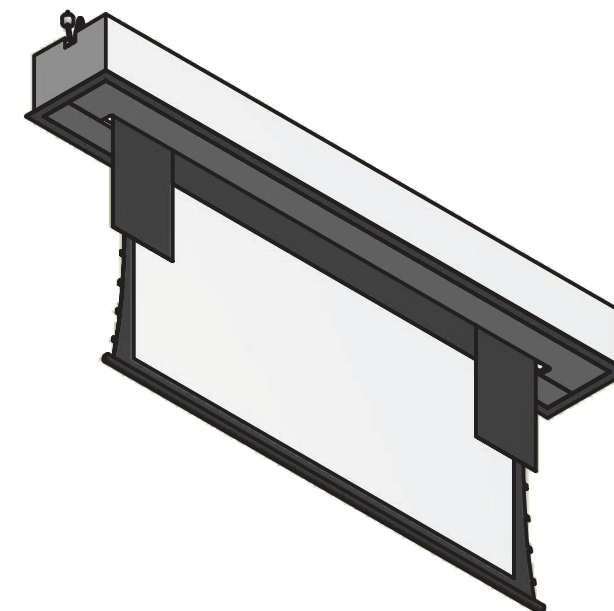


ITEM NO	INCH DIA	IMAGE SIZE 2.35:1 mm	IMAGE SIZE 16:9 mm	FORMAT	BOX LENGTH mm	BOX HEIGHT mm	BOX DEPTH mm	WEIGHT Kg
5608449	84"	835 x 1965	835 x 1485	Cinemascope 2.35:1	2545	250	290	80.0
5609249	92"	915 x 2155	915 x 1625	Cinemascope 2.35:1	2735	250	290	85.0
5609649	96"	955 x 2245	955 x 1700	Cinemascope 2.35:1	2825	250	290	90.0
5610049	100"	995 x 2340	995 x 1770	Cinemascope 2.35:1	2920	250	290	95.0
5611049	110"	1095 x 2575	1095 x 1950	Cinemascope 2.35:1	3155	250	290	100.0
5612049	120"	1195 x 2810	1195 x 2125	Cinemascope 2.35:1	3390	250	290	110.0
5613049	130"	1295 x 3045	1295 x 2305	Cinemascope 2.35:1	3625	250	290	115.0
5614049	140"	1395 x 3280	1395 x 2480	Cinemascope 2.35:1	3860	250	290	125.0
5615049	150"	1495 x 3515	1495 x 2660	Cinemascope 2.35:1	4095	250	290	130.0

Manufacturing tolerance +/- 5mm on in ceiling box and slat rod

All dimensions are in (mm)

If installed in ceiling always allow for removal for servicing.



### ARCHITECTS SPECIFICATION

The projection screen shall be an Australian made Screen Technics ElectriCinema 235 model \_\_\_\_\_ with Unity White Black Backed PVC surface and shall be located where indicated on the plans.

Installation shall be done in accordance with the manufacturer's instructions

## Product Features

### DESCRIPTION:

In-ceiling screen system with side masking for dual format Cinemascope to HDTV formats

### SURFACE:

Side Tensioned Hi Contrast Grey - Gain 0.8 Black Backed

### HEAD BOX:

MDF constructions with fully painted white underside & ceiling edge covers for easy install

### BORDERS:

50mm Sides & Bottom with 300mm adjustable top black leader

### ROLLER DIAMETER:

80mm Heavy Duty

### SIZES:

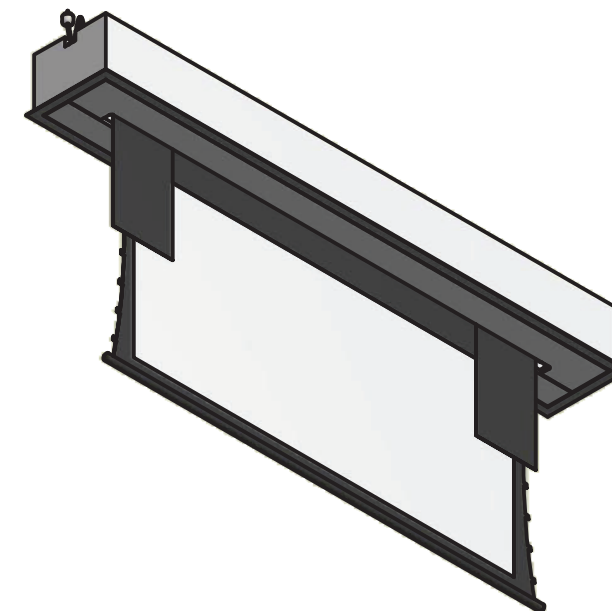
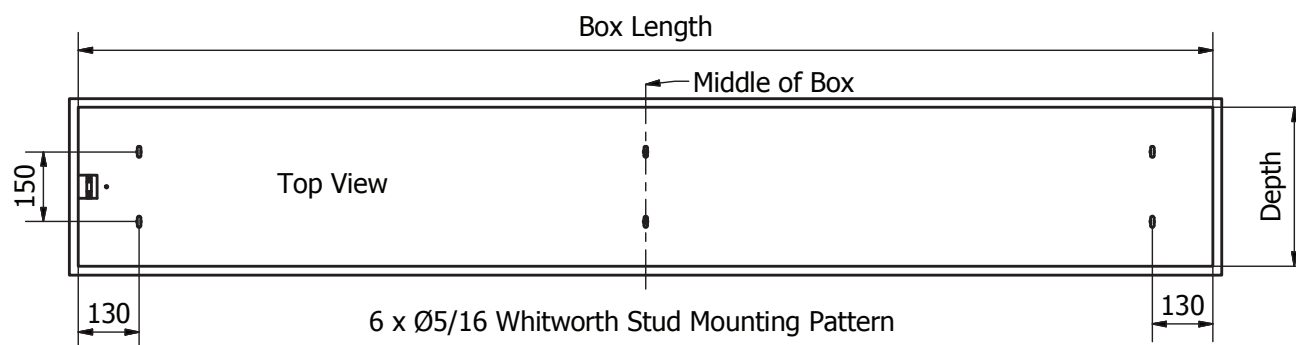
84" to 150" Diagonally, Custom Sizes & Formats available upon request

### TOP LEADER:

For sizes 100" and under the maximum total top black leader available is 500mm, for screen sizes over 100"  
The maximum top black leader available is 600mm

### OPTIONS:

Extra Top Masking, Underside Paint Colours



ITEM NO	INCH DIA	IMAGE SIZE 2.35:1 MM	IMAGE SIZE 16:9 MM	FORMAT	BOX LENGTH MM	BOX HEIGHT MM	BOX DEPTH MM	WEIGHT KG
5608448	84"	835 x 1965	835 x 1495	Cinemascope 2.35:1	2545	250	290	80.0
5609248	92"	915 x 2155	915 x 1625	Cinemascope 2.35:1	2735	250	290	85.0
5609648	96"	955 x 2245	955 x 1700	Cinemascope 2.35:1	2825	250	290	90.0
5610048	100"	995 x 2340	995 x 1770	Cinemascope 2.35:1	2920	250	290	95.0
5611048	110"	1095 x 2575	1095 x 1950	Cinemascope 2.35:1	3155	250	290	100.0
5612048	120"	1195 x 2810	1195 x 2125	Cinemascope 2.35:1	3390	250	290	110.0
5613048	130"	1295 x 3045	1295 x 2305	Cinemascope 2.35:1	3625	250	290	115.0
5614048	140"	1395 x 3280	1395 x 2490	Cinemascope 2.35:1	3860	250	290	125.0
5615048	150"	1495 x 3515	1495 x 2660	Cinemascope 2.35:1	4095	250	290	130.0

Manufacturing tolerance +/- 5mm on in ceiling box and slat rod  
All dimensions are in (mm)  
If installed in ceiling always allow for removal for servicing.